


LUER


Fittings




LUER

Fittings

Male Luers
PG-59



Female Luers
PG-61



Adapters
PG-63



Couplers
PG-63



Tees
PG-63



Elbows
PG-63



Plugs and Caps
PG-64



Luer to Thread
PG-65



Panel Mounts & Accessories
PG-66



Our Luer Tapers

Nordson MEDICAL's luer tapers are made to the ISO 594-1 and ISO 594-2 standards, and may be connected to other luers meeting these ISO standards. Please test your application to verify the performance of the interconnection.

Nordson MEDICAL's luer fittings come in over 100 configurations and several materials for the device designer, joining tubing from 1/16" (1.6 mm) ID to 1/4" (6.4 mm) ID.

Features & Benefits:

Published ISO Design Standard

- Well understood worldwide
- Often assures interconnections without need to retrofit

Rotating Lock Permits Tube Positioning Prior To Tightening

- Minimizes twisting and kinking of tubing

Tapered Cone Seal

- Reliable
- Inexpensive
- Uncomplicated

Available In Many Materials

- Facilitates optimal material selection for your application

Inexpensive

- Facilitates single-use

Easy To Understand

- Ease of use in field

Many Configuration Options

- Adaptable to wide range of applications

Security Options (Fixed Lock, Rotating Lock, No Lock)

- Tailorable to your specific application

Custom Assembly

We produce standard components to fit your current assemblies and devices, but we also provide custom solutions by applying a variety of assembly options, such as joining fittings, connectors, filters, and other components to tubing. From systems using a single fitting to complex configurations utilizing various components, we can design complete assemblies to your requirements.

MALE LUER: Integral Lock Ring

MTLL210 (-1 -2 -3 -4 -5 -06 -6005 -6012 -07 -9 -9002 -J1A)

Male Luer Integral Lock Ring to 200 Series Barb, 1/16" (1.6 mm) ID Tubing



MTLL410 (-1 -6005 -9 -9002 -J1A)

Male Luer Integral Lock Ring to 400 Series Barb, 1/16" (1.6 mm) ID Tubing



MTLL004 (-1 -2 -3 -4 -5 -06 -6005 -07 -9 -9002)

Male Luer Integral Lock Ring to 500 Series Barb, 1/16" (1.6 mm) ID Tubing



MTLL220 (-1 -2 -3 -4 -5 -06 -6005 -6012 -07 -9 -9002 -J1A)

Male Luer Integral Lock Ring to 200 Series Barb, 3/32" (2.4 mm) ID Tubing



MTLL420 (-1 -6005 -9 -9002 -J1A)

Male Luer Integral Lock Ring to 400 Series Barb, 3/32" (2.4 mm) ID Tubing



MTLL007 (-1 -2 -3 -4 -5 -6005 -06 -07 -9 -9002)

Male Luer Integral Lock Ring to 500 Series Barb, 3/32" (2.4 mm) ID Tubing



MTLL230 (-1 -2 -3 -4 -5 -06 -6005 -6012 -07 -9 -9002 -J1A -CM550)

Male Luer Integral Lock Ring to 200 Series Barb, 1/8" (3.2 mm) ID Tubing



MTLL430 (-1 -3 -6005 -9 -9002 -J1A)

Male Luer Integral Lock Ring to 400 Series Barb, 1/8" (3.2 mm) ID Tubing



MTLL013 (-1 -2 -3 -4 -5 -06 -6005 -07 -9 -9002)

Male Luer Integral Lock Ring to 500 Series Barb, 1/8" (3.2 mm) ID Tubing



MTLL240 (-1 -2 -3 -4 -5 -6005 -6012 -06 -07 -9 -9002 -J1A)

Male Luer Integral Lock Ring to 200 Series Barb, 5/32" (4.0 mm) ID Tubing



MTLL025 (-1 -2 -3 -4 -5 -6005 -06 -07 -9 -9002)

Male Luer Integral Lock Ring to 500 Series Barb, 5/32" (4.0 mm) ID Tubing



MTLL445 (-1 -6005 -9 -9002 -J1A)

Male Luer Integral Lock Ring to 400 Series Barb, .170" (4.3 mm) ID Tubing



MTLL250 (-1 -2 -3 -4 -5 -06 -6005 -07 -8003 -9 -9002 -J1A)

Male Luer Integral Lock Ring to 200 Series Barb, 3/16" (4.8 mm) ID Tubing



MTLL450 (-1 -6005 -9 -9002 -J1A)

Male Luer Integral Lock Ring to 400 Series Barb, 3/16" (4.8 mm) ID Tubing



MTLL035 (-1 -2 -3 -4 -5 -06 -6005 -07 -9 -9002)

Male Luer Integral Lock Ring to 500 Series Barb, 3/16" (4.8 mm) ID Tubing



MTLL360 (-1 -2 -6005 -6012 -9 -9002 -J1A)

Male Luer Integral Lock Ring to 300 Series Barb, 1/4" (6.4 mm) ID Tubing



MTLL055 (-1 -2 -3 -4 -06 -6005 -07 -9 -9002)

Male Luer Integral Lock Ring to 500 Series Barb, 1/4" (6.4 mm) ID Tubing



LUER
FITTINGS

Part Drawings Online!

Nordson MEDICAL provides dimensional drawings available for download for all of its fittings.

www.nordsonmedical.com

MALE LUER:

Slip, or for use with Lock Ring

FSLLR (-1 -2 -3 -4 -5 -06 -6005 -6012 -07 -9 -9002)

Finger Snap Luer Lock Ring



MLRL004 (-1 -6005 -9)

Male Luer to 500 Series Barb, 1/16" (1.6 mm) ID Tubing (May be used with separate rotating lock ring; FSLLR)



MLSL004 (-1 -6005 -9)

Male Luer to 500 Series Barb, 1/16" (1.6 mm) ID Tubing (May be used with separate stationary lock ring; FSLLR)



MLRL007 (-1 -6005 -6012 -9)

Male Luer to 500 Series Barb, 3/32" (2.4 mm) ID Tubing (May be used with separate rotating lock ring; FSLLR)



MLSL007 (-1 -6005 -9)

Male Luer to 500 Series Barb, 3/32" (2.4 mm) ID Tubing (May be used with separate stationary lock ring; FSLLR)



MLRL013 (-1 -6005 -6012 -9)

Male Luer to 500 Series Barb, 1/8" (3.2 mm) ID Tubing (May be used with separate rotating lock ring; FSLLR)



MLSL013 (-1 -6005 -9)

Male Luer to 500 Series Barb, 1/8" (3.2 mm) ID Tubing (May be used with separate stationary lock ring; FSLLR)



MLRL025 (-1 -6005 -6012 -9)

Male Luer to 500 Series Barb, 5/32" (4.0 mm) ID Tubing (May be used with separate rotating lock ring; FSLLR)



MLSL025 (-1 -6005 -9)

Male Luer to 500 Series Barb, 5/32" (4.0 mm) ID Tubing (May be used with separate stationary lock ring; FSLLR)



MLRL035 (-1 -6005 -6012 -9 -9002)

Male Luer to 500 Series Barb, 3/16" (4.8 mm) ID Tubing (May be used with separate rotating lock ring; FSLLR)



MLSL035 (-1 -6005 -9)

Male Luer to 500 Series Barb, 3/16" (4.8 mm) ID Tubing (May be used with separate stationary lock ring; FSLLR)



MLRL055 (-1 -6005 -9)

Male Luer to 500 Series Barb, 1/4" (6.4 mm) ID Tubing (May be used with separate rotating lock ring; FSLLR)



MLSL055 (-1 -6005 -9)

Male Luer to 500 Series Barb, 1/4" (6.4 mm) ID Tubing (May be used with separate stationary lock ring; FSLLR)



LUER
FITTINGS

It's a Lock with Nordson MEDICAL!

Our MLRL and MLSL Series of fittings can be used both as a slip luer or as a locking luer with the addition of our FSLLR luer lock ring, which allows color coding without flow path contact. Our MLSL/FSLLR combination results in a stationary lock ring. Use a combination of MLRL and FSLLR to create a color coded rotating lock ring.



MALE LUER:

Slip

MTLS210 (-1 -6005 -9 -J1A)

Male Luer Slip to 200 Series Barb, 1/16" (1.6 mm) ID Tubing



MSL004 (-1 -6005 -9 -9002)

Male Luer Slip to 500 Series Barb, 1/16" (1.6 mm) ID Tubing



MTLS220 (-1 -3 -5 -6005 -6012 -81 -9 -J1A)

Male Luer Slip to 200 Series Barb, 3/32" (2.4 mm) ID Tubing



MSL007 (-1 -6005 -9 -9002)

Male Luer Slip to 500 Series Barb, 3/32" (2.4 mm) ID Tubing



MTLS230 (-1 -3 -5 -6005 -81 -9 -9002 -J1A)

Male Luer Slip to 200 Series Barb, 1/8" (3.2 mm) ID Tubing




MSL013 (-1 -6005 -9 -9002)

Male Luer Slip to 500 Series Barb, 1/8" (3.2 mm) ID Tubing



MTLS240 (-1 -2 -5 -6005 -81 -9 -J1A)

Male Luer Slip to 200 Series Barb, 5/32" (4.0 mm) ID Tubing



MSL025 (-1 -6005 -9 -9002)

Male Luer Slip to 500 Series Barb, 5/32" (4.0 mm) ID Tubing



MSL035 (-1 -6005 -9 -9002 -J1A)

Male Luer Slip to 500 Series Barb, 3/16" (4.8 mm) ID Tubing



MSL055 (-1 -6005 -9 -9002)

Male Luer Slip to 500 Series Barb, 1/4" (6.4 mm) ID Tubing



FEMALE LUER:

Thread Style

FTLL210 (-1 -2 -3 -4 -5 -6005 -6012 -9 -9002 -J1A)

Female Luer Thread Style to 200 Series Barb, 1/16" (1.6 mm) ID Tubing



FTLL410 (-1 -6005 -9 -9002 -J1A)

Female Luer Thread Style to 400 Series Barb, 1/16" (1.6 mm) ID Tubing



FTLL004 (-1 -2 -3 -4 -5 -06 -6005 -07 -9 -9002 -J1A)

Female Luer Thread Style to 500 Series Barb, 1/16" (1.6 mm) ID Tubing




FTLL220 (-1 -2 -3 -5 -6005 -6012 -9 -9002 -J1A)

Female Luer Thread Style to 200 Series Barb, 3/32" (2.4 mm) ID Tubing




FTLL420 (-1 -6005 -9 -9002 -J1A)

Female Luer Thread Style to 400 Series Barb, 3/32" (2.4 mm) ID Tubing



FTLL007 (-1 -2 -3 -4 -5 -06 -6005 -07 -9 -9002)

Female Luer Thread Style to 500 Series Barb, 3/32" (2.4 mm) ID Tubing




FTLL230 (-1 -2 -3 -5 -6005 -6012 -9 -9002 -J1A -CM550)

Female Luer Thread Style to 200 Series Barb, 1/8" (3.2 mm) ID Tubing



FTLL430 (-1 -6005 -9 -9002 -J1A)

Female Luer Thread Style to 400 Series Barb, 1/8" (3.2 mm) ID Tubing



FTLL013 (-1 -2 -3 -4 -5 -06 -6005 -07 -9 -9002)

Female Luer Thread Style to 500 Series Barb, 1/8" (3.2 mm) ID Tubing



FEMALE LUER:

Thread Style

FTLL240 (-1 -2 -3 -5 -6005 -6012 -9 -9002 -J1A)

Female Luer Thread Style to 200 Series Barb, 5/32" (4.0 mm) ID Tubing



FTLL025 (-1 -2 -3 -4 -5 -06 -6005 -07 -9 -9002)

Female Luer Thread Style to 500 Series Barb, 5/32" (4.0 mm) ID Tubing



FTLL445 (-1 -6005 -9 -9002 -J1A)

Female Luer Thread Style to 400 Series Barb, .170" (4.3 mm) ID Tubing



FTLL250 (-1 -3 -5 -6005 -9 -9002 -J1A)

Female Luer Thread Style to 200 Series Barb, 3/16" (4.8 mm) ID Tubing



FTLL450 (-1 -6005 -9 -9002 -J1A)

Female Luer Thread Style to 400 Series Barb, 3/16" (4.8 mm) ID Tubing



FTLL035 (-1 -2 -3 -4 -5 -06 -6005 -07 -9 -9002 -J1A)

Female Luer Thread Style to 500 Series Barb, 3/16" (4.8 mm) ID Tubing



FTLL360 (-1 -3 -5 -6005 -6012 -9 -9002 -J1A)

Female Luer Thread Style to 300 Series Barb, 1/4" (6.4 mm) ID Tubing



FTLL055 (-1 -2 -3 -4 -5 -06 -6005 -07 -9 -9002)

Female Luer Thread Style to 500 Series Barb, 1/4" (6.4 mm) ID Tubing



FEMALE LUER:

Smooth Bore Thread Style


FTLLSB004 (-1 -6005 -9)

Female Luer Thread Style Smooth Bore to 500 Series Barb, 1/16" (1.6 mm) ID Tubing




FTLLSB007 (-1 -4 -6005 -9)

Female Luer Thread Style Smooth Bore to 500 Series Barb, 3/32" (2.4 mm) ID Tubing



FTLLSB013 (-1 -6005 -9)

Female Luer Thread Style Smooth Bore to 500 Series Barb, 1/8" (3.2 mm) ID Tubing



Why Choose a Smooth Bore?

Our Smooth Bore Luers have a smooth inner transition providing for easy insertion of guide wires, probes and other devices.

FEMALE LUER:

Lug Style

FTL10 (-1 -6005 -9 -J1A)

Female Luer Lug Style to Classic Series Barb, 1/16" (1.6 mm) ID Tubing



FTL210 (-1 -6005 -9 -J1A)

Female Luer Lug Style to 200 Series Barb, 1/16" (1.6 mm) ID Tubing



FTL20 (-1 -6005 -07 -81 -9 -J1A)

Female Luer Lug Style to Classic Series Barb, 3/32" (2.4 mm) ID Tubing



FTL220 (-1 -3 -5 -6005 -6012 -9 -J1A)

Female Luer Lug Style to 200 Series Barb, 3/32" (2.4 mm) ID Tubing



FTL30 (-1 -6005 -6012 -9 -J1A)

Female Luer Lug Style to Classic Series Barb, 1/8" (3.2 mm) ID Tubing



FEMALE LUER:

Lug Style


FTL230 (-1 -3 -5 -6005 -9 -J1A)

Female Luer Lug Style to 200 Series Barb, 1/8" (3.2 mm) ID Tubing



FTL240 (-1 -6005 -9 -J1A)

Female Luer Lug Style to 200 Series Barb, 5/32" (4.0 mm) ID Tubing



LUER:

Adapters, Couplers, and Lock Rings

FSLLR (-1 -2 -3 -4 -5 -06 -6005 -6012 -07 -9 -9002)

Finger Snap Luer Lock Ring



MLRLC (-1 -6005 -9)

Male Luer Coupler (May be used with separate rotating lock rings; FSLLR)



MTLCS (-1 -6005 -9 -J1A)

Male Luer Slip Coupler



FTLLC (-1 -6005 -9 -9002 -J1A)

Female Luer Thread Style Coupler




FTLC (-1 -6005 -9 -9002 -J1A)

Female Luer Lug Style Coupler



LC34 (-1 -6005 -9 -9002 -J1A)

Male Luer Integral Lock Ring to Female Luer Thread Style Coupler



LC78 (-1 -6005 -9 -9002 -J1A)

Male Luer to Female Luer Thread Style Coupler (May be used with separate rotating lock ring; FSLLR)




LT878 (-1 -6005 -9 -9002)

Female Luer Thread Style (2) to Male Luer Tee (May be used with separate rotating lock ring; FSLLR)



LT787 (-1 -6005 -8012 -9 -9002)

Male Luer (2) to Female Luer Thread Style Tee (May be used with separate rotating lock ring; FSLLR)



FTLT (-1 -6005 -9 -J1A)

Female Luer Lug Style Tee



FTLLE (-1 -6005 -9 -J1A)

Female Luer Thread Style Elbow



FTLE (-1 -6005 -9 -J1A)

Female Luer Lug Style Elbow



LE87 (-1 -6005 -8003 -9 -9002)

Male Luer to Female Luer Thread Style Elbow (May be used with separate rotating lock ring; FSLLR)



LE7220 (-1 -2 -9 -6012)

Male Luer to 200 Series Barb Elbow, 3/32" (2.4 mm) ID Tubing (May be used with separate rotating lock ring; FSLLR)



LUER:

Adapters, Couplers, and Lock Rings

LE7230 (-1 -2 -6005 -6012 -9 -9010)

Male Luer to 200 Series Barb Elbow 1/8" (3.2 mm) ID Tubing (May be used with separate rotating lock ring; FSLLR)



CA091 (-001) Gamma Stable Polycarbonate

Male Luer Elbow to 3/16" Classic Series Barb, (CF361-9002) with Rotating Lock Ring (FSLLR-9002)



LUER:

Plugs and Caps

MTLLP (-1 -2 -3 -6005 -6012 -07 -9 -J1A)

Male Luer Integral Lock Ring Plug, Closed at Luer Tip



LP4 (-1 -2 -3 -4 -5 -6005 -9 -9002 -J1A)

Male Luer Integral Lock Ring Plug, Closed at Grip



VLP4 (-1 -3 -6005 -81 -J1A)

Male Luer Integral Lock Ring Vented Plug, Closed at Grip



MLRLP (-1 -6005 -9)

Male Luer Plug (May be used with separate rotating lock ring; FSLLR)



MLSLP (-1 -6005 -9)

Male Luer Plug (May be used with separate stationary lock ring; FSLLR)



MTLP (-1 -6005 -9 -J1A)

Male Luer Plug, Closed at Tether Loop (May be used with separate stationary lock ring; MLLR)



MTLSP (-1 -6005 -81 -9 -J1A)

Male Luer Slip Plug, Closed at Grip



FTLP (-1 -6005 -9 -J1A)

Female Luer Lug Style Cap with Tether Loop



FTLLP (-1 -2 -3 -5 -6005 -6012 -07 -81 -9 -9002 -J1A)

Female Luer Thread Style Cap



LP34 (-1 -3 -5 -6005 -9 -9002 -J1A)

Male Luer Integral Lock Ring to Female Luer Thread Style Plug



Need Samples for Evaluation?

You can call to request most of our standard product in quantities of 5, or less, for free application evaluation.

+1 (970) 267-5200 Toll Free: (888) 404-5837

Need it Fast?

You can order any of our 4,000+ parts online now with no order \$ minimums, 24 hours a day, 7 days a week!

www.nordsonmedical.com

LUER TO THREAD:

Male

ABSML-6005 UNDER (-1 -2 -3 -4 -5 -06 -07 -6012)

Male Luer with Rotating Lock Ring and 5/16" Hex to 1/4-28 UNF Bottom Sealing Thread



ABSML-J1A UNDER (-1 -2 -3 -4 -5 -06 -07)

Male Luer with Rotating Lock Ring and 5/16" Hex to 1/4-28 UNF Bottom Sealing Thread




XMTLL (-1 -6005 -9 -J1A)

Male Luer Integral Lock Ring to 10-32 Special Tapered Thread




SMTLL (-1 -6005 -6012 -9 -J1A)

Male Luer Integral Lock Ring to 1/4-28 UNF Thread




18MTLL (-1 -2 -6005 -6012 -J1A)

Male Luer Integral Lock Ring with 7/16" Hex to 1/8-27 NPT Thread



14MTLL (-1 -2 -6005 -6012)

Male Luer Integral Lock Ring with 9/16" Hex to 1/4-18 NPT Thread



XMLRL (-1 -6005 -9 -9002)

Male Luer with 1/4" Hex to 10-32 Special Tapered Thread (May be used with separate rotating lock ring; FSLLR)



SMLRL (-1 -6005 -9 -J1A)

Male Luer with 5/16" Hex to 1/4-28 UNF Thread (May be used with separate rotating lock ring; FSLLR)



BSMLRL (-6005 -J1A)

Male Luer with 5/16" Hex to 1/4-28 Bottom-Sealing Thread (May be used with separate rotating lock ring; FSLLR)



LUER
FITTINGS

Looking for Something Different?

Most of our best product ideas have come from you, our customers. While we pride ourselves on our extensive product offering, we recognize that your needs are ever-changing and that our products, too, must adapt to your needs.

If there's a new product you think Nordson MEDICAL should make, please send us an Email at designcenter@nordsonmedical.com describing your product concept in as much detail as you desire. We will contact you with any questions, and who knows - the next catalog edition could include products YOU told us to build.

See page 14 for more information on the Design Center!



Need More Details?

Part drawings, minimum order quantities, and CAD requests can be found online. Visit www.nordsonmedical.com or contact Sales at sales@nordsonmedical.com.

LUER TO THREAD:

Female

XFTLL (-1 -6005 -9 -J1A)

Female Luer Thread Style with 1/4" Hex to 10-32 Special Tapered Thread



KFTLL (-1 -6005 -9 -J1A)

Female Luer Thread Style with 1/4" Hex to 10-32 UNF Thread




SFTLL (-1 -2 -4 -06 -6005 -6012 -9 -J1A)

Female Luer Thread Style with 5/16" Hex to 1/4-28 UNF Thread



BSFTLL (-1 -6005 -J1A)

Female Luer Thread Style with 5/16" Hex to 1/4-28 UNF Bottom Sealing Thread



XFTL (-1 -6005 -9 -J1A)

Female Luer Lug Style with 1/4" Hex to 10-32 Special Tapered Thread



KFTL (-1 -6005 -9 -J1A)

Female Luer Lug Style with 1/4" Hex to 10-32 UNF Thread




SFTL (-1 -6005 -9)

Female Luer Lug Style with 5/16" Hex to 1/4-28 UNF Thread




18FTLL (-1 -6005 -6012 -J1A)

Female Luer Thread Style with 7/16" Hex to 1/8-27 NPT Thread



18LFTLL (-1 -4 -5 -6005 -6012 -J1A)

Female Luer Thread Style Elbow with 7/16" Hex to 1/8-27 NPT Thread




PANEL MOUNTS:

Female Thread Style

FTLLB210 (-1 -2 -6005 -9 -J1A)

Female Luer Thread Style Panel Mount 1/4-28 UNF to 200 Series Barb, 1/16" (1.6 mm) ID Tubing



FTLLB220 (-1 -2 -6005 -9 -J1A)

Female Luer Thread Style Panel Mount 1/4-28 UNF to 200 Series Barb, 3/32" (2.4 mm) ID Tubing




FTLLB230 (-1 -2 -6005 -9 -J1A)

Female Luer Thread Style Panel Mount 1/4-28 UNF to 200 Series Barb, 1/8" (3.2 mm) ID Tubing



FTLLBMLRL (-1 -6005)

Female Luer Thread Style Panel Mount 1/4-28 UNF to Male Luer (May be used with separate rotating lock ring; FSLLR)



Fully Assembled Panel-Mounted Luer

Need More Details?

Additional threaded solutions are shown on **PG-88-97**. Check out all of our threaded style parts at www.nordsonmedical.com or contact Sales at sales@nordsonmedical.com.

Did You Know?


Nordson MEDICAL has an interactive PDF available online at www.nordsonmedical.com. Access part drawings, reference charts, data sheets, and more from just one location!

PANEL MOUNTS:

Female Lug Style and Male Luer

FTLB210 (-1 -6005 -9 -J1A)

Female Luer Lug Style Panel Mount 1/4-28 UNF to 200 Series Barb, 1/16" (1.6 mm) ID Tubing



FTLB220 (-1 -6005 -9 -J1A)

Female Luer Lug Style Panel Mount 1/4-28 UNF to 200 Series Barb, 3/32" (2.4 mm) ID Tubing



FTLB230 (-1 -6005 -9 -J1A)

Female Luer Lug Style Panel Mount 1/4-28 UNF to 200 Series Barb, 1/8" (3.2 mm) ID Tubing



MLRLB210 (-1 -6005)

Male Luer Panel Mount 10-32 UNF to 200 Series Barb, 1/16" (1.6 mm) ID Tubing, (May be used with separate rotating lock ring; FSLLR)



MLRLB220 (-1 -6005)

Male Luer Panel Mount 10-32 UNF to 200 Series Barb, 3/32" (2.4 mm) ID Tubing, (May be used with separate rotating lock ring; FSLLR)



MLRLB230 (-1 -6005)

Male Luer Panel Mount 1/4-28 UNF to 200 Series Barb, 1/8" (3.2 mm) ID Tubing, (May be used with separate rotating lock ring; FSLLR)



PANEL MOUNT ACCESSORIES:

Lock Nuts and Color Coding Rings

CCR (-1 -2 -3 -4 -5 -06 -07)

Color Coded Ring (For use with PMS, PMK, FTLLB or FTLB panel mount fittings)



CCLR (-1 -2 -3 -4 -5 -06 -07)

Color Coded Lock Ring (For use with PMS, PMK, FTLLB or FTLB panel mount fittings)



PMKN (-XO)

Panel Mount Nut 10-32 UNF with 3/8" Hex (For use with PMK panel mount fittings)



PMSN (-XO)

Panel Mount Nut 1/4-28 UNF with 7/16" Hex (For use with PMS, FTLLB, and FTLLB panel mount fittings)



LNS (-1 -2 -3 -4 -5 -06 -07 -6005 -81 -J1A)

1/4-28 UNF Panel Mount Lock Nut (For use with PMS, FTLLB or FTLB panel mount fittings)



Select the Correct Lock Nut for Your Panel Mount:

PART	Dimension A	Use Lock Nut
FTLLB Series	.255"	PMSN or LNS
FTLB Series	.255"	PMSN or LNS
FTLLBMLRL	.255"	PMSN or LNS
MLRLB210	.193"	PMKN
MLRLB220	.193"	PMKN
MLRLB230	.255"	PMSN or LNS

