

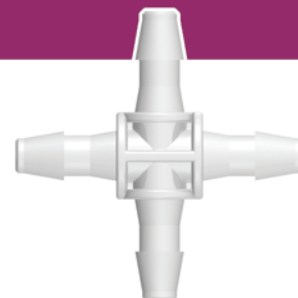
# TUBE-TO-TUBE

Fittings



# TUBE-TO-TUBE

## Connectors



Straight Throughs  
**PG-73**



Straight Through Reducers  
**PG-75**



Elbows  
**PG-78**



Elbow Reducers  
**PG-79**



Tees  
**PG-80**



Tee Reducers  
**PG-81**



Ys  
**PG-83**



Multiports  
**PG-84**



Press-In Plugs  
**PG-86**



Ultrasonically Weldable Barbs  
**PG-87**



Panel Mounts & Accessories  
**PG-87**



Nordson MEDICAL offers barbed tube fittings and tubing connectors in sizes ranging from 1/16" (1.6 mm) to 1" (25.4 mm) tubing ID in over 100 separate configurations in nylon, polypropylene, polycarbonate and PVDF, with other engineering resins available on special order. Available barbed fitting styles include straight tube connectors, elbow fittings, tee fittings, crosses, Y (wye) connectors, multi-port connectors, and multiple straight, elbow and tee reducer combinations.

Several barb styles are offered to provide designers the widest range of assembly forces, pull-off resistance and blow-off resistance – without the need for clamps. Review the descriptions for each of the styles to determine what's best for your application.

### Small Bore Barb Styles

| Tube ID        | Classic | 200 Series | 400 Series | 500 Series |
|----------------|---------|------------|------------|------------|
| 1/16" (1.6 mm) | X       | X          | X          | X          |
| 3/32" (2.4 mm) | X       | X          | X          | X          |
| 1/8" (3.2 mm)  | X       | X          | X          | X          |
| 5/32" (4.0 mm) | X       | X          | X          | X          |
| 3/16" (4.8 mm) | X       | X          | X          | X          |
| 1/4" (6.4 mm)  | X       | X          | X          | X          |
| 5/16" (8.0 mm) |         |            |            | X          |

### Large Bore Barb Styles

| Tube ID        | 500 Series | 600 Series | 900 Series |
|----------------|------------|------------|------------|
| 3/8" (9.5 mm)  | X          | X          | X          |
| 1/2" (12.7 mm) | X          | X          | X          |
| 5/8" (16.0 mm) | X          | X          |            |
| 3/4" (19.0 mm) | X          | X          |            |
| 1" (25.4 mm)   | X          | X          |            |

## TUBE-TO-TUBE: Straight Through

### AA (-1 -2 -6005 -9 -J1A)

Straight Through Connector with Classic Series Barbs, 1/16" (1.6 mm) ID Tubing



### N210 (-1 -2 -6005 -9 -J1A)

Straight Through Connector with 200 Series Barbs, 1/16" (1.6 mm) ID Tubing



### N410 (-1 -2 -6005 -J1A)

Straight Through Connector with 400 Series Barbs, 1/16" (1.6 mm) ID Tubing



### N004 (-1 -2 -6005 -9 -J1A)

Straight Through Connector with 500 Series Barbs, 1/16" (1.6 mm) ID Tubing



### DD (-1 -2 -6005 -9 -J1A)

Straight Through Connector with Classic Series Barbs, 3/32" (2.4 mm) ID Tubing



### N220 (-1 -2 -6005 -9 -9002 -J1A)

Straight Through Connector with 200 Series Barbs, 3/32" (2.4 mm) ID Tubing



### N420 (-1 -2 -6005 -J1A)

Straight Through Connector with 400 Series Barbs, 3/32" (2.4 mm) ID Tubing



### N007 (-1 -2 -6005 -9 -J1A)

Straight Through Connector with 500 Series Barbs, 3/32" (2.4 mm) ID Tubing



### CC (-1 -2 -6005 -9 -J1A)

Straight Through Connector with Classic Series Barbs, 1/8" (3.2 mm) ID Tubing



### N230 (-1 -2 -3 -5 -6005 -9 -J1A)

Straight Through Connector with 200 Series Barbs, 1/8" (3.2 mm) ID Tubing



### N430 (-1 -2 -6005 -J1A)

Straight Through Connector with 400 Series Barbs, 1/8" (3.2 mm) ID Tubing



### N013 (-1 -2 -6005 -9 -J1A -9002)

Straight Through Connector with 500 Series Barbs, 1/8" (3.2 mm) ID Tubing



### 4040 (-1 -2 -6005 -9 -J1A)

Straight Through Connector with Classic Series Barbs, 5/32" (4.0 mm) ID Tubing



### N440 (-1 -2 -5 -6005 -9 -J1A)

Straight Through Connector with 400 Series Barbs, 5/32" (4.0 mm) ID Tubing



### N025 (-1 -2 -6005 -9 -J1A)

Straight Through Connector with 500 Series Barbs, 5/32" (4.0 mm) ID Tubing



TUBE-TO-TUBE  
FITTINGS

## Need Samples for Evaluation?

You can call to request most of our standard product in quantities of 5, or less, for free application evaluation.

+1 (970) 267-5200 Toll Free: (888) 404-5837

## TUBE-TO-TUBE: Straight Through

### 5050 (-1 -2 -6005 -9 -9002 -J1A)

Straight Through Connector with Classic Series Barbs, 3/16" (4.8 mm) ID Tubing



### N035 (-1 -2 -6005 -9 -J1A)

Straight Through Connector with 500 Series Barbs, 3/16" (4.8 mm) ID Tubing



### 6060 (-1 -2 -6005 -9 -9002 -J1A)

Straight Through Connector with Classic Series Barbs, 1/4" (6.4 mm) ID Tubing




### N055 (-1 -2 -6005 -9 -J1A)

Straight Through Connector with 500 Series Barbs, 1/4" (6.4 mm) ID Tubing



### N065 (-1 -2 -6005 -9 -J1A)

Straight Through Connector with 500 Series Barbs, 5/16" (8 mm) ID Tubing



## LARGE TUBE-TO-TUBE: Straight Through



### Reference part shown: N670

Due to size we are not able to display all large Tube-To-Tube connectors. Please see [www.nordsonmedical.com](http://www.nordsonmedical.com) for part reference. Minimum package quantities vary by tube IDs, please verify minimum package sizes when placing orders.

### N070 (-0 -6005 -9)

Straight Through Connector with 500 Series Barbs, 3/8" (9.5 mm) ID Tubing

### N670 (-6005 -9 -J1A)

Straight Through Connector with 600 Series Barbs, 3/8" (9.5 mm) ID Tubing

### N970 (-9)

Straight Through Connector with 900 Series Barbs, 3/8" (9.5 mm) ID Tubing

### N080 (-0 -6005 -9)

Straight Through Connector with 500 Series Barbs, 1/2" (12.7 mm) ID Tubing

### N680 (-6005 -9 -J1A)

Straight Through Connector with 600 Series Barbs, 1/2" (12.7 mm) ID Tubing

### N975 (-9)

Straight Through Connector with 900 Series Barbs, 1/2" (12.7 mm) ID Tubing

### N090 (-0 -6005 -9)

Straight Through Connector with 500 Series Barbs, 5/8" (16.0 mm) ID Tubing

### N690 (-0 -6005 -9)

Straight Through Connector with 600 Series Barbs, 5/8" (16.0 mm) ID Tubing

### N100 (-0 -6005)

Straight Through Connector with 500 Series Barbs, 3/4" (19.0 mm) ID Tubing

### N6100 (-6005)

Straight Through Connector with 600 Series Barbs, 3/4" (19.0 mm) ID Tubing

### N110 (-0 -6005)

Straight Through Connector with 500 Series Barbs, 1" (25.4 mm) ID Tubing

### N6110 (-6005)

Straight Through Connector with 600 Series Barbs, 1" (25.4 mm) ID Tubing

## Part Drawings Online!

Nordson MEDICAL provides dimensional drawings available for download for all of its fittings.

[www.nordsonmedical.com](http://www.nordsonmedical.com)

## TUBE-TO-TUBE: Straight Through Reducer

### AD (-1 -2 -6005 -9 -J1A)

Straight Through Reduction Connector with Classic Series Barbs, 3/32" (2.4 mm) and 1/16" (1.6 mm) ID Tubing



### N220/210 (-1 -2 -6005 -9 -J1A)

Straight Through Reduction Connector with 200 Series Barbs, 3/32" (2.4 mm) and 1/16" (1.6 mm) ID Tubing



### N420/410 (-1 -2 -6005 -10 -J1A)

Straight Through Reduction Connector with 400 Series Barbs, 3/32" (2.4 mm) and 1/16" (1.6 mm) ID Tubing



### N007/004 (-1 -2 -6005 -9 -J1A)

Straight Through Reduction Connector with 500 Series Barbs, 3/32" (2.4 mm) and 1/16" (1.6 mm) ID Tubing



### AC (-0 -1 -2 -6005 -9 -J1A)

Straight Through Reduction Connector with Classic Series Barbs, 1/8" (3.2 mm) and 1/16" (1.6 mm) ID Tubing



### N230/210 (-1 -2 -6005 -9 -J1A)

Straight Through Reduction Connector with 200 Series Barbs, 1/8" (3.2 mm) and 1/16" (1.6 mm) ID Tubing



### N430/410 (-1 -2 -6005 -J1A)

Straight Through Reduction Connector with 400 Series Barbs, 1/8" (3.2 mm) and 1/16" (1.6 mm) ID Tubing



### N013/004 (-1 -2 -6005 -9 -J1A)

Straight Through Reduction Connector with 500 Series Barbs, 1/8" (3.2 mm) and 1/16" (1.6 mm) ID Tubing



### DC (-1 -2 -6005 -9)

Straight Through Reduction Connector with Classic Series Barbs, 1/8" (3.2 mm) and 3/32" (2.4 mm) ID Tubing



### N230/220 (-1 -2 -6005 -07 -9 -J1A)

Straight Through Reduction Connector with 200 Series Barbs, 1/8" (3.2 mm) and 3/32" (2.4 mm) ID Tubing



### N430/420 (-1 -2 -6005 -6012 -J1A)

Straight Through Reduction Connector with 400 Series Barbs, 1/8" (3.2 mm) and 3/32" (2.4 mm) ID Tubing



### N013/007 (-1 -2 -6005 -6012 -9 -9002 -J1A)

Straight Through Reduction Connector with 500 Series Barbs, 1/8" (3.2 mm) and 3/32" (2.4 mm) ID Tubing



### 1040 (-1 -2 -6005 -9 -J1A)

Straight Through Reduction Connector with Classic Series Barbs, 5/32" (4.0 mm) and 1/16" (1.6 mm) ID Tubing



### N025/004 (-1 -2 -6005 -9 -J1A)

Straight Through Reduction Connector with 500 Series Barbs, 5/32" (4.0 mm) and 1/16" (1.6 mm) ID Tubing



### 2040 (-1 -2 -6005 -9 -J1A)

Straight Through Reduction Connector with Classic Series Barbs, 5/32" (4.0 mm) and 3/32" (2.4 mm) ID Tubing



### N025/007 (-1 -2 -6005 -6012 -9 -J1A)

Straight Through Reduction Connector with 500 Series Barbs, 5/32" (4.0 mm) and 3/32" (2.4 mm) ID Tubing



## TUBE-TO-TUBE: Straight Through Reducer

### 3040 (-1 -2 -6005 -9 -J1A)

Straight Through Reduction Connector with Classic Series Barbs, 5/32" (4.0 mm) and 1/8" (3.2 mm) ID Tubing



### 4050 (-1 -2 -6005 -9 -J1A)

Straight Through Reduction Connector with Classic Series Barbs, 3/16" (4.8 mm) and 5/32" (4.0 mm) ID Tubing



### N025/013 (-1 -2 -6005 -9 -J1A)

Straight Through Reduction Connector with 500 Series Barbs, 5/32" (4.0 mm) and 1/8" (3.2 mm) ID Tubing



### N035/025 (-1 -2 -6005 -9 -J1A)

Straight Through Reduction Connector with 500 Series Barbs, 3/16" (4.8 mm) and 5/32" (4.0 mm) ID Tubing



### 1050 (-1 -2 -6005 -9 -J1A)

Straight Through Reduction Connector with Classic Series Barbs, 3/16" (4.8 mm) and 1/16" (1.6 mm) ID Tubing



### 3060 (-1 -2 -6005 -9 -J1A -J1A2)

Straight Through Reduction Connector with Classic Series Barbs, 1/4" (6.4 mm) and 1/8" (3.2 mm) ID Tubing



### 2050 (-1 -2 -6005 -9 -J1A)

Straight Through Reduction Connector with Classic Series Barbs, 3/16" (4.8 mm) and 3/32" (2.4 mm) ID Tubing



### N055/013 (-1 -2 -6005 -9 -J1A)

Straight Through Reduction Connector with 500 Series Barbs, 1/4" (6.4 mm) and 1/8" (3.2 mm) ID Tubing



### N035/007 (-1 -2 -6005 -9 -J1A)

Straight Through Reduction Connector with 500 Series Barbs, 3/16" (4.8 mm) and 3/32" (2.4 mm) ID Tubing



### 4060 (-1 -2 -6005 -9 -J1A)

Straight Through Reduction Connector with Classic Series Barbs, 1/4" (6.4 mm) and 5/32" (4.0 mm) ID Tubing



### 3050 (-1 -2 -5 -6005 -81 -9 -9002 -J1A)

Straight Through Reduction Connector with Classic Series Barbs, 3/16" (4.8 mm) and 1/8" (3.2 mm) ID Tubing



### N055/025 (-1 -2 -6005 -9 -J1A)

Straight Through Reduction Connector with 500 Series Barbs, 1/4" (6.4 mm) and 5/32" (4.0 mm) ID Tubing



### N035/013 (-1 -2 -6005 -81 -9 -J1A)

Straight Through Reduction Connector with 500 Series Barbs, 3/16" (4.8 mm) and 1/8" (3.2 mm) ID Tubing




## Did You Know?

Nordson MEDICAL has an interactive PDF available online at [www.nordsonmedical.com](http://www.nordsonmedical.com). Access part drawings, reference charts, data sheets, and more from just one location!

## TUBE-TO-TUBE: Straight Through Reducer


### 5060 (-1 -2 -6005 -9 -9002 -J1A)

Straight Through Reduction Connector with Classic Series Barbs,  
1/4" (6.4 mm) and 3/16" (4.8 mm) ID Tubing



### N055/035 (-1 -2 -6005 -9 -J1A)

Straight Through Reduction Connector with 500 Series Barbs,  
1/4" (6.4 mm) and 3/16" (4.8 mm) ID Tubing




### N065/025 (-1 -2 -6005 -9 -J1A)

Straight Through Reduction Connector with 500 Series Barbs,  
5/16" (8.0 mm) and 5/32" (4.0 mm) ID Tubing




### N065/035 (-1 -2 -6005 -9 -J1A)

Straight Through Reduction Connector with 500 Series Barbs,  
5/16" (8.0 mm) and 3/16" (4.8 mm) ID Tubing




### N065/055 (-1 -2 -6005 -9 -J1A)

Straight Through Reduction Connector with 500 Series Barbs,  
5/16" (8.0 mm) and 1/4" (6.4 mm) ID Tubing



## LARGE TUBE-TO-TUBE: Straight Through Reducer



### Reference part shown: N070/013

Due to size we are not able to display all large Tube-To-Tube connectors. Please see [www.nordsonmedical.com](http://www.nordsonmedical.com) for part reference. Minimum package quantities vary by tube IDs, please verify minimum package sizes when placing orders.

### N070/013 (-0 -6005 -9 -9002 -J1A)

Straight Through Reduction Connector with 500 Series Barbs, 3/8" (9.5 mm) and 1/8" (3.2 mm) ID Tubing

### N070/055 (-0 -6005 -9)

Straight Through Reduction Connector with 500 Series Barbs, 3/8" (9.5 mm) and 1/4" (6.4 mm) ID Tubing

### N670/655 (-6005 -9 -J1A)

Straight Through Reduction Connector with 600 Series Barbs, 3/8" (9.5 mm) and 1/4" (6.4 mm) ID Tubing

### N080/055 (-0 -6005 -9)

Straight Through Reduction Connector with 500 Series Barbs, 1/2" (12.7 mm) and 1/4" (6.4 mm) ID Tubing

### N680/655 (-6005 -9 -J1A)

Straight Through Reduction Connector with 600 Series Barbs, 1/2" (12.7 mm) and 1/4" (6.4 mm) ID Tubing

### N080/070 (-0 -6005 -9)

Straight Through Reduction Connector with 500 Series Barbs, 1/2" (12.7 mm) and 3/8" (9.5 mm) ID Tubing

### N680/670 (-6005 -9)

Straight Through Reduction Connector with 600 Series Barbs, 1/2" (12.7 mm) and 3/8" (9.5 mm) ID Tubing

### N090/055 (-0 -6005)

Straight Through Reduction Connector with 500 Series Barbs, 5/8" (16.0 mm) and 1/4" (6.4 mm) ID Tubing

### N690/655 (-6005 -9)

Straight Through Reduction Connector with 600 Series Barbs, 5/8" (16.0 mm) and 1/4" (6.4 mm) ID Tubing

### N090/070 (-0 -6005)

Straight Through Reduction Connector with 500 Series Barbs, 5/8" (16.0 mm) and 3/8" (9.5 mm) ID Tubing

### N690/670 (-6005 -9)

Straight Through Reduction Connector with 600 Series Barbs, 5/8" (16.0 mm) and 3/8" (9.5 mm) ID Tubing

### N6100/670 (-6005)

Straight Through Reduction Connector with 600 Series Barbs, 3/4" (19 mm) and 3/8" (9.5 mm) ID Tubing

### N100/080 (-0 -6005)

Straight Through Reduction Connector with 500 Series Barbs, 3/4" (19.0 mm) and 1/2" (12.7 mm) ID Tubing

### N6100/680 (-6005)

Straight Through Reduction Connector with 600 Series Barbs, 3/4" (19 mm) and 1/2" (12.7 mm) ID Tubing

### N6110/680 (-6005)

Straight Through Reduction Connector with 600 Series Barbs, 1" (25.4 mm) and 1/2" (12.7 mm) ID Tubing

### N110/100 (-0 -6005)

Straight Through Reduction Connector with 500 Series Barbs, 1" (25.4 mm) and 3/4" (19.0 mm) ID Tubing

### N6110/6100 (-6005 -9)

Straight Through Reduction Connector with 600 Series Barbs, 1" (25.4 mm) and 3/4" (19.0 mm) ID Tubing

## TUBE-TO-TUBE: Elbow

### L10 (-1 -2 -6005 -J1A)

Elbow Connector with Classic Series Barbs, 1/16" (1.6 mm) ID Tubing



### L210 (-1 -2 -6005 -9 -J1A)

Elbow Connector with 200 Series Barbs, 1/16" (1.6 mm) ID Tubing



### L410 (-1 -2 -6005 -J1A)

Elbow Connector with 400 Series Barbs, 1/16" (1.6 mm) ID Tubing



### L20 (-1 -2 -6005 -J1A)

Elbow Connector with Classic Series Barbs, 3/32" (2.4 mm) ID Tubing



### L220 (-1 -2 -6005 -6012 -9 -9002 -J1A)

Elbow Connector with 200 Series Barbs, 3/32" (2.4 mm) ID Tubing



### L420 (-1 -2 -6005 -J1A)

Elbow Connector with 400 Series Barbs, 3/32" (2.4 mm) ID Tubing



### L30 (-1 -2 -6005 -J1A)

Elbow Connector with Classic Series Barbs, 1/8" (3.2 mm) ID Tubing



### L230 (-1 -2 -6005 -6012 -9 -J1A)

Elbow Connector with 200 Series Barbs, 1/8" (3.2 mm) ID Tubing



### L430 (-1 -2 -6005 -J1A)

Elbow Connector with 400 Series Barbs, 1/8" (3.2 mm) ID Tubing



### L40 (-1 -2 -6005 -J1A)

Elbow Connector with Classic Series Barbs, 5/32" (4.0 mm) ID Tubing



### L440 (-2)

Elbow Connector with 400 Series Barbs, 5/32" (4.0 mm) ID Tubing



### L50 (-1 -2 -6005 -J1A)

Elbow Connector with Classic Series Barbs, 3/16" (4.8 mm) ID Tubing



### L60 (-1 -2 -6005 -J1A)

Elbow Connector with Classic Series Barbs, 1/4" (6.4 mm) ID Tubing

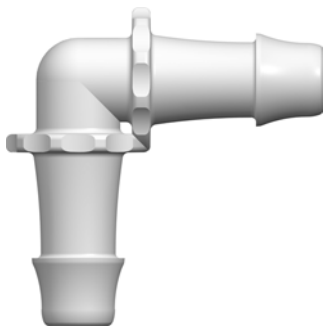


## Need More Details?

Part drawings, minimum order quantities, and CAD requests can be found online. Visit [www.nordsonmedical.com](http://www.nordsonmedical.com) or contact Sales at [sales@nordsonmedical.com](mailto:sales@nordsonmedical.com).



## LARGE TUBE-TO-TUBE: Elbow



### Reference part shown: L070

Due to size we are not able to display all large Tube-To-Tube connectors. Please see [www.nordsonmedical.com](http://www.nordsonmedical.com) for part reference. Minimum package quantities vary by tube IDs, please verify minimum package sizes when placing orders.

#### **L070 (-0 -6005)**

Elbow Connector with 500 Series Barbs, 3/8" (9.5 mm) ID Tubing

#### **L970 (-9)**

Elbow Connector with 900 Series Barbs, 3/8" (9.5 mm) ID Tubing

#### **L080 (-0 -6005)**

Elbow Connector with 500 Series Barbs, 1/2" (12.7 mm) ID Tubing

#### **L975 (-9)**

Elbow Connector with 900 Series Barbs, 1/2" (12.7 mm) ID Tubing

#### **L090 (-0 -6005)**

Elbow Connector with 500 Series Barbs, 5/8" (16.0 mm) ID Tubing

#### **L100 (-0 -6005)**

Elbow Connector with 500 Series Barbs, 3/4" (19.0 mm) ID Tubing

#### **L110 (-0 -6005)**

Elbow Connector with 500 Series Barbs, 1" (25.4 mm) ID Tubing

#### **L6110 (-6005)**

Elbow Connector with 600 Series Barbs, 1" (25.4 mm) ID Tubing

#### **CF494 (-6 -6005)**

Low-profile Elbow Connector with Custom 600 Series Barbs, 1" (25.4 mm) ID Tubing

## TUBE-TO-TUBE: Elbow Reducer

#### **L220/210 (-1 -2 -6005 -9 -J1A)**

Elbow Reduction Connector with 200 Series Barbs, 3/32" (2.4 mm) and 1/16" (1.6 mm) ID Tubing



#### **L420/410 (-1 -2 -6005 -J1A)**

Elbow Reduction Connector with 400 Series Barbs, 3/32" (2.4 mm) and 1/16" (1.6 mm) ID Tubing



#### **L230/210 (-1 -2 -6005 -9 -J1A)**

Elbow Reduction Connector with 200 Series Barbs, 1/8" (3.2 mm) and 1/16" (1.6 mm) ID Tubing



#### **L430/410 (-1 -2 -6005 -J1A)**

Elbow Reduction Connector with 400 Series Barbs, 1/8" (3.2 mm) and 1/16" (1.6 mm) ID Tubing



#### **L230/220 (-1 -2 -6005 -9 -J1A)**

Elbow Reduction Connector with 200 Series Barbs, 1/8" (3.2 mm) and 3/32" (2.4 mm) ID Tubing



#### **L430/420 (-1 -2 -6005 -J1A)**

Elbow Reduction Connector with 400 Series Barbs, 1/8" (3.2 mm) and 3/32" (2.4 mm) ID Tubing



#### **L430/220 (-9002)**

Elbow Reduction Connector with a 400 Series Barb, 1/8" (3.2 mm) and a 200 Series Barb, 3/32" (2.4 mm) ID Tubing



## LARGE TUBE-TO-TUBE: Elbow Reducer



Reference part shown: **L070/055**

Due to size we are not able to display all large Tube-To-Tube connectors. Please see [www.nordsonmedical.com](http://www.nordsonmedical.com) for part reference. Minimum package quantities vary by tube IDs, please verify minimum package sizes when placing orders.

### **L070/055 (-0 -6005)**

Elbow Reduction Connector with 500 Series Barbs, 3/8" (9.5 mm) and 1/4" (6.4 mm) ID Tubing

### **L080/070 (-0 -6005)**

Elbow Reduction Connector with 500 Series Barbs, 1/2" (12.7 mm) and 3/8" (9.5 mm) ID Tubing

### **L100/080 (-0 -6005)**

Elbow Reduction Connector with 500 Series Barbs, 3/4" (19.0 mm) and 1/2" (12.7 mm) ID Tubing

### **L110/100 (-0 -6005)**

Elbow Reduction Connector with 500 Series Barbs, 1" (25.4 mm) and 3/4" (19.0 mm) ID Tubing

## TUBE-TO-TUBE: Tee

### **T10 (-1 -2 -6005 -J1A)**

Tee Connector with Classic Series Barbs, 1/16" (1.6 mm) ID Tubing



### **T210 (-1 -2 -6005 -9 -J1A)**

Tee Connector with 200 Series Barbs, 1/16" (1.6 mm) ID Tubing



### **T410 (-1 -2 -6005 -J1A)**

Tee Connector with 400 Series Barbs, 1/16" (1.6 mm) ID Tubing



### **T20 (-1 -2 -6005 -J1A)**

Tee Connector with Classic Series Barbs, 3/32" (2.4 mm) ID Tubing



### **T220 (-1 -2 -6005 -6012 -9 -J1A)**

Tee Connector with 200 Series Barbs, 3/32" (2.4 mm) ID Tubing



## TUBE-TO-TUBE: Tee

### **T420 (-1 -2 -6005 -J1A)**

Tee Connector with 400 Series Barbs, 3/32" (2.4 mm) ID Tubing



### **T30 (-1 -2 -6005 -9 -J1A)**

Tee Connector with Classic Series Barbs, 1/8" (3.2 mm) ID Tubing



### **T230 (-1 -2 -5 -6005 -6012 -9 -J1A)**

Tee Connector with 200 Series Barbs, 1/8" (3.2 mm) ID Tubing



### **T430 (-1 -2 -6005 -9002 -J1A)**

Tee Connector with 400 Series Barbs, 1/8" (3.2 mm) ID Tubing



### **T013 (-6005)**

Tee Connector with 500 Series Barbs, 1/8" (3.2 mm) ID Tubing



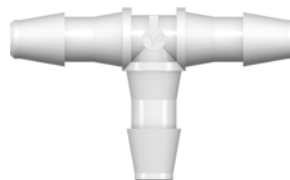
### **T40 (-1 -2 -6005 -J1A)**

Tee Connector with Classic Series Barbs, 5/32" (4 mm) ID Tubing



### **T250 (-1 -2 -6005 -9 -J1A)**

Tee Connector with 200 Series Barbs, 3/16" (4.8 mm) ID Tubing



### **T60 (-1 -2 -6005 -9 -J1A)**

Tee Connector with Classic Series Barbs, 1/4" (6.4 mm) ID Tubing




## TUBE-TO-TUBE:

### Tee


#### T055 (-6005)

Tee Connector with 500 Series Barbs, 1/4" (6.4 mm) ID Tubing



## LARGE TUBE-TO-TUBE:

### Tee



Reference part shown: T070

Due to size we are not able to display all large Tube-To-Tube connectors. Please see [www.nordsonmedical.com](http://www.nordsonmedical.com) for part reference. Minimum package quantities vary by tube IDs, please verify minimum package sizes when placing orders.

#### T070 (-0 -6005 -9)

Tee Connector with 500 Series Barbs, 3/8" (9.5 mm) ID Tubing

#### T670 (-1 -6005 -9 -J1A)

Tee Connector with 600 Series Barbs, 3/8" (9.5 mm) ID Tubing

#### T970 (-9)

Tee Connector with 900 Series Barbs, 3/8" (9.5 mm) ID Tubing

#### T080 (-0 -6005 -9)

Tee Connector with 500 Series Barbs, 1/2" (12.7 mm) ID Tubing

#### T680 (-6005 -9 -J1A)

Tee Connector with 600 Series Barbs, 1/2" (12.7 mm) ID Tubing

#### T975 (-9)

Tee Connector with 900 Series Barbs, 1/2" (12.7 mm) ID Tubing

#### T690 (-6005 -9)

Tee Connector with 600 Series Barbs, 5/8" (16.0 mm) ID Tubing

#### T100 (-0 -6005 -9)

Tee Connector with 500 Series Barbs, 3/4" (19.0 mm) ID Tubing

#### T6100 (-6005)

Tee Connector with 600 Series Barbs, 3/4" (19.0 mm) ID Tubing

#### T110 (-0 -6005)

Tee Connector with 500 Series Barbs, 1" (25.4 mm) ID Tubing

#### T6110 (-6005)

Tee Connector with 600 Series Barbs, 1" (25.4 mm) ID Tubing

## TUBE-TO-TUBE:

### Tee Reducer

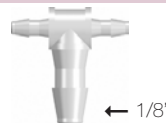
#### T410/420 (-1 -2 -6005 -J1A)

Tee Reduction Connector with 400 Series Barbs, 1/16" (1.6 mm) and 3/32" (2.4 mm) ID Tubing



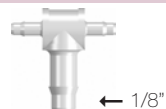
#### T210/230 (-1 -2 -6005 -9 -J1A)

Tee Reduction Connector with 200 Series Barbs, 1/16" (1.6 mm) and 1/8" (3.2 mm) ID Tubing



#### T410/430 (-1 -2 -6005 -J1A)

Tee Reduction Connector with 400 Series Barbs, 1/16" (1.6 mm) and 1/8" (3.2 mm) ID Tubing



#### T220/210 (-1 -2 -6005 -9 -J1A)

Tee Reduction Connector with 200 Series Barbs, 3/32" (2.4 mm) and 1/16" (1.6 mm) ID Tubing



#### T220R210 (-1 -2 -6005 -9 -J1A)

Tee Reduction Connector with 200 Series Barbs, 3/32" (2.4 mm) and 1/16" (1.6 mm) ID Tubing



#### T420/410 (-1 -2 -6005 -J1A)

Tee Reduction Connector with 400 Series Barbs, 3/32" (2.4 mm) and 1/16" (1.6 mm) ID Tubing



#### T420R410 (-1 -2 -6005 -J1A)

Tee Reduction Connector with 400 Series Barbs, 3/32" (2.4 mm) and 1/16" (1.6 mm) ID Tubing



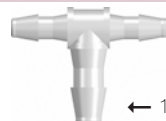
#### T210/220 (-1 -2 -6005 -9 -J1A)

Tee Reduction Connector with 200 Series Barbs, 3/32" (2.4 mm) and 1/16" (1.6 mm) ID Tubing



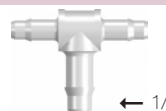
#### T220/230 (-1 -2 -6005 -9 -J1A)

Tee Reduction Connector with 200 Series Barbs, 3/32" (2.4 mm) and 1/8" (3.2 mm) ID Tubing



#### T420/430 (-1 -2 -6005 -J1A)

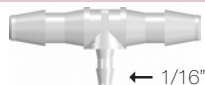
Tee Reduction Connector with 400 Series Barbs, 3/32" (2.4 mm) and 1/8" (3.2 mm) ID Tubing



## TUBE-TO-TUBE: Tee Reducer

### T230/210 (-1 -2 -6005 -9 -J1A)

Tee Reduction Connector with 200 Series Barbs, 1/8" (3.2 mm) and 1/16" (1.6 mm) ID Tubing



← 1/16"

### T230R210 (-1 -2 -6005 -9 -J1A)

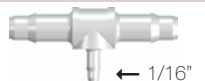
Tee Reduction Connector with 200 Series Barbs, 1/8" (3.2 mm) and 1/16" (1.6 mm) ID Tubing



↑ 1/16"

### T430/410 (-1 -2 -6005 -J1A)

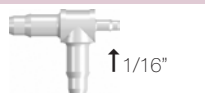
Tee Reduction Connector with 400 Series Barbs, 1/8" (3.2 mm) and 1/16" (1.6 mm) ID Tubing



← 1/16"

### T430R410 (-1 -2 -6005 -J1A)

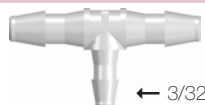
Tee Reduction Connector with 400 Series Barbs, 1/8" (3.2 mm) and 1/16" (1.6 mm) ID Tubing



↑ 1/16"

### T230/220 (-1 -2 -6005 -9 -J1A)

Tee Reduction Connector with 200 Series Barbs, 1/8" (3.2 mm) and 3/32" (2.4 mm) ID Tubing



← 3/32"

### T230R220 (-1 -2 -6005 -9 -J1A)


Tee Reduction Connector with 200 Series Barbs, 1/8" (3.2 mm) and 3/32" (2.4 mm) ID Tubing



↑ 3/32"

### T430/420 (-1 -2 -3 -6005 -J1A)


Tee Reduction Connector with 400 Series Barbs, 1/8" (3.2 mm) and 3/32" (2.4 mm) ID Tubing



← 3/32"

### T430R420 (-1 -2 -6005 -J1A)


Tee Reduction Connector with 400 Series Barbs, 1/8" (3.2 mm) and 3/32" (2.4 mm) ID Tubing



↑ 3/32"

### T360/220 (-1 -2 -6005 -9 -J1A)

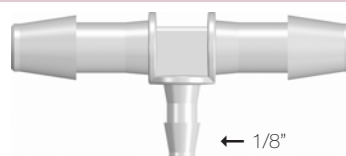
Tee Reduction Connector with 200 and 300 Series Barbs, 1/4" (6.4 mm) and 3/32" (2.4 mm) ID Tubing



← 3/32"

### T360/230 (-1 -2 -6005 -9 -J1A)

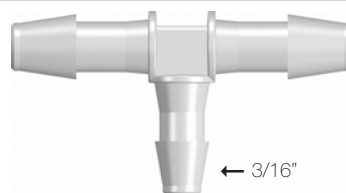
Tee Reduction Connector with 200 and 300 Series Barbs, 1/4" (6.4 mm) and 1/8" (3.2 mm) ID Tubing



← 1/8"

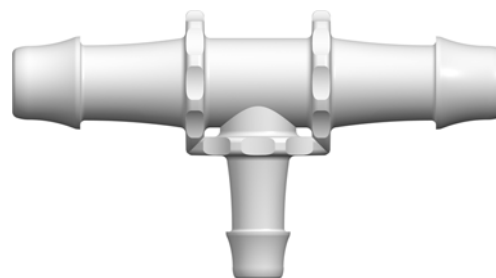
### T360/250 (-1 -2 -6005 -9 -J1A)

Tee Reduction Connector with 200 and 300 Series Barbs, 1/4" (6.4 mm) and 3/16" (4.8 mm) ID Tubing



← 3/16"

## LARGE TUBE-TO-TUBE: Tee



Reference part shown: T070/055

Due to size we are not able to display all large Tube-To-Tube connectors. Please see [www.nordsonmedical.com](http://www.nordsonmedical.com) for part reference. Minimum package quantities vary by tube IDs, please verify minimum package sizes when placing orders.

### T070/055 (-0 -6005 -9)

Tee Reduction Connector with 500 Series Barbs, 3/8" (9.5 mm) and 1/4" (6.4 mm) ID Tubing

### T080/055 (-0 -6005 -9)

Tee Reduction Connector with 500 Series Barbs, 1/2" (12.7 mm) and 1/4" (6.4 mm) ID Tubing

### T080/070 (-0 -6005 -9)

Tee Reduction Connector with 500 Series Barbs, 1/2" (12.7 mm) and 3/8" (9.5 mm) ID Tubing

### T100/080 (-0 -6005 -9)

Tee Reduction Connector with 500 Series Barbs, 3/4" (19.0 mm) and 1/2" (12.7 mm) ID Tubing

### T110/100 (-0 -6005)

Tee Reduction Connector with 500 Series Barbs, 1" (25.4 mm) and 3/4" (19.0 mm) ID Tubing

## TUBE-TO-TUBE:

Y

### Y210 (-1 -2 -6005 -9 -J1A)

Y Connector with 200 Series Barbs, 1/16" (1.6 mm) ID Tubing



### Y410 (-1 -2 -6005 -J1A)

Y Connector with 400 Series Barbs, 1/16" (1.6 mm) ID Tubing



### Y220 (-1 -2 -6005 -6012 -9 -J1A)

Y Connector with 200 Series Barbs, 3/32" (2.4 mm) ID Tubing



### Y420 (-1 -2 -6005 -J1A)

Y Connector with 400 Series Barbs, 3/32" (2.4 mm) ID Tubing



### Y230 (-1 -2 -3 -6005 -6012 -9 -9002 -9010 -J1A)

Y Connector with 200 Series Barbs, 1/8" (3.2 mm) ID Tubing



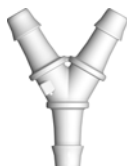
### Y430 (-1 -2 -6005 -J1A)

Y Connector with 400 Series Barbs, 1/8" (3.2 mm) ID Tubing



### Y013 (-6005)

Y Connector with 500 Series Barbs, 1/8" (3.2 mm) ID Tubing



### Y240 (-1 -2 -6005 -6012 -9 -J1A)

Y Connector with 200 Series Barbs, 5/32" (4.0 mm) ID Tubing



### Y250 (-1 -2 -6005 -9 -9002 -J1A)

Y Connector with 200 Series Barbs, 3/16" (4.8 mm) ID Tubing




### Y450 (-1 -2 -6005 -6012 -J1A)

Y Connector with 400 Series Barbs, 3/16" (4.8 mm) ID Tubing




### Y260 (-1 -2 -6005 -9 -9002 -J1A)

Y Connector with 200 Series Barbs, 1/4" (6.4 mm) ID Tubing



### Y460 (-1 -2 -6005 -9 -J1A)

Y Connector with 400 Series Barbs, 1/4" (6.4 mm) ID Tubing

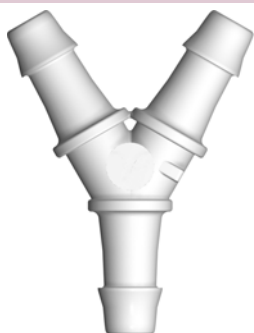


TUBE-TO-TUBE  
FITTINGS

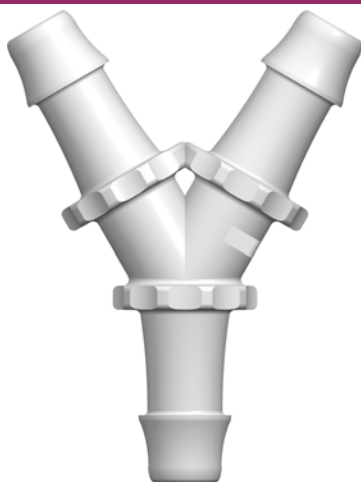
## TUBE-TO-TUBE: Y

### Y055 (-6005)

Y Connector with 500 Series Barbs, 1/4" (6.4 mm) ID Tubing



## LARGE TUBE-TO-TUBE: Y



Reference part shown: Y070

Due to size we are not able to display all large Tube-To-Tube connectors. Please see [www.nordsonmedical.com](http://www.nordsonmedical.com) for part reference. Minimum package quantities vary by tube IDs, please verify minimum package sizes when placing orders.

### Y070 (-0 -6005 -9)

Y Connector with 500 Series Barbs, 3/8" (9.5 mm) ID Tubing

### Y670 (-6005 -9 -J1A)

Y Connector with 600 Series Barbs, 3/8" (9.5 mm) ID Tubing

### Y080 (-0 -6005 -9)

Y Connector with 500 Series Barbs, 1/2" (12.7 mm) ID Tubing

### Y680 (-6005 -9 -J1A)

Y Connector with 600 Series Barbs, 1/2" (12.7 mm) ID Tubing

### Y090 (-0 -6005 -J1A)

Y Connector with 500 Series Barbs, 5/8" (16.0 mm) ID Tubing

### Y690 (-6005)

Y Connector with 600 Series Barbs, 5/8" (16.0 mm) ID Tubing

### Y100 (-0 -6005 -J1A)

Y Connector with 500 Series Barbs, 3/4" (19.0 mm) ID Tubing

### Y6100 (-6005 )

Y Connector with 600 Series Barbs, 3/4" (19.0 mm) ID Tubing

### Y110 (-0 -6005 )

Y Connector with 500 Series Barbs, 1" (25.4 mm) ID Tubing

### Y6110 (-6005 )

Y Connector with 600 Series Barbs, 1" (25.4 mm) ID Tubing

## TUBE-TO-TUBE: Multiport

### 3PF210 (-1 -6005)

Three-Port F Style Manifold with 200 Series Barbs for 1/16" (1.6 mm) ID Tubing



### 3PF220 (-1 -6005)

Three-Port F Style Manifold with 200 Series Barbs for 3/32" (2.4 mm) ID Tubing




### 3PF230 (-1 -6005)

Three-Port F Style Manifold with 200 Series Barbs for 1/8" (3.2 mm) ID Tubing




### 4PX210 (-1 -6005)

Four-Port Cross Style Manifold with 200 Series Barbs for 1/16" (1.6 mm) ID Tubing




### 4PX220 (-1 -6005)

Four-Port Cross Style Manifold with 200 Series Barbs for 3/32" (2.4 mm) ID Tubing




### 4PX230 (-1 -6005)

Four-Port Cross Style Manifold with 200 Series Barbs for 1/8" (3.2 mm) ID Tubing



## LARGE TUBE-TO-TUBE: Multiport



Reference part shown: **4PX670**

Due to size we are not able to display all large Tube-To-Tube connectors. Please see [www.nordsonmedical.com](http://www.nordsonmedical.com) for part reference. Minimum package quantities vary by tube IDs, please verify minimum package sizes when placing orders.

### **4PX655 (-6005)**

Four-Port Cross Style Manifold with 600 Series Barbs for 1/4" (6.4 mm) ID Tubing

### **4PX670 (-6005)**

Four-Port Cross Style Manifold with 600 Series Barbs for 3/8" (9.5 mm) ID Tubing

### **4PX680 (-6005)**

Four-Port Cross Style Manifold with 600 Series Barbs for 1/2" (12.7 mm) ID Tubing

## TUBE-TO-TUBE: Multiport

### **4PDL210 (-1 -6005)**

Four-Port Double Elbow Style Manifold with 200 Series Barbs, 1/16" (1.6 mm) ID Tubing




### **4PDL220 (-1 -6005)**

Four-Port Double Elbow Style Manifold with 200 Series Barbs, 3/32" (2.4 mm) ID Tubing




### **4PDL230 (-1 -6005)**

Four-Port Double Elbow Style Manifold with 200 Series Barbs, 1/8" (3.2 mm) ID Tubing




### **4PLL210 (-1 -6005)**

Four-Port Thru Flow Double Elbow Style Manifold with 200 Series Barbs, 1/16" (1.6 mm) ID Tubing




### **4PLL220 (-1 -6005 -9)**

Four-Port Thru Flow Double Elbow Style Manifold with 200 Series Barbs, 3/32" (2.4 mm) ID Tubing




### **4PLL230 (-1 -2 -6005)**

Four-Port Thru Flow Double Elbow Style Manifold with 200 Series Barbs, 1/8" (3.2 mm) ID Tubing



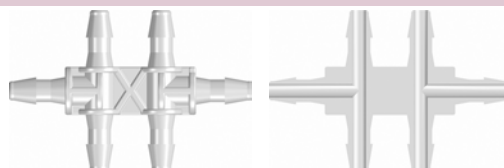
### **6PDT210 (-1 -6005)**

Six-Port Double T Style Manifold with 200 Series Barbs for 1/16" (1.6 mm) ID Tubing



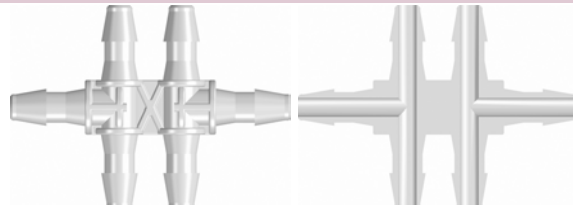
### **6PDT220 (-1 -6005)**

Six-Port Double T Style Manifold with 200 Series Barbs for 3/32" (2.4 mm) ID Tubing




### **6PDT230 (-1 -6005)**

Six-Port Double T Style Manifold with 200 Series Barbs for 1/8" (3.2 mm) ID Tubing




### **6PTT210 (-1 -6005)**

Six-Port Thru Flow Double T Style Manifold with 200 Series Barbs for 1/16" (1.6 mm) ID Tubing



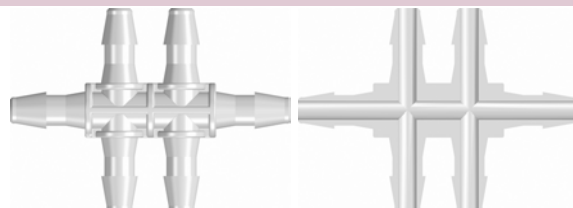
### **6PTT220 (-1 -6005)**

Six-Port Thru Flow Double T Style Manifold with 200 Series Barbs for 3/32" (2.4 mm) ID Tubing



### **6PTT230 (-1 -6005)**

Six-Port Thru Flow Double T Style Manifold with 200 Series Barbs for 1/8" (3.2 mm) ID Tubing





## TUBE-TO-TUBE:

### Press-In Plugs

#### PIP10 (-1 -2 -6005 -J1A)

Press-In Plug with Classic Series Barb, 1/16" (1.6 mm) ID Tubing



#### PIP210 (-1 -2 -6005 -J1A)

Press-In Plug with 200 Series Barb, 1/16" (1.6 mm) ID Tubing



#### PIP20 (-1 -2 -6005 -J1A)

Press-In Plug with Classic Series Barb, 3/32" (2.4 mm) ID Tubing



#### PIP220 (-1 -2 -6005 -6012 -J1A)

Press-In Plug with 200 Series Barb, 3/32" (2.4 mm) ID Tubing



#### PIP30 (-1 -2 -6005 -J1A)

Press-In Plug with Classic Series Barb, 1/8" (3.2 mm) ID Tubing



#### PIP230 (-1 -2 -6005 -6012 -J1A)

Press-In Plug with 200 Series Barb, 1/8" (3.2 mm) ID Tubing



#### PIP40 (-1 -2 -6005 -J1A)

Press-In Plug with Classic Series Barb, 5/32" (4.0 mm) ID Tubing



#### PIP240 (-1 -2 -6005 -J1A)

Press-In Plug with 200 Series Barb, 5/32" (4.0 mm) ID Tubing




#### PIP50 (-1 -2 -6005 -J1A)

Press-In Plug with Classic Series Barb, 3/16" (4.8 mm) ID Tubing




#### PIP60 (-1 -2 -6005 -J1A)

Press-In Plug with Classic Series Barb, 1/4" (6.4 mm) ID Tubing



## LARGE TUBE-TO-TUBE:

### Press-In Plugs



Reference part shown: **PIP090**

Due to size we are not able to display all large Tube-To-Tube connectors. Please see [www.nordsonmedical.com](http://www.nordsonmedical.com) for part reference. Minimum package quantities vary by tube IDs, please verify minimum package sizes when placing orders.

#### PIP070 (-0 -6005)

Press-In Plug with 500 Series Barb, 3/8" (9.5 mm) ID Tubing

#### PIP670 (-6005)

Press-In Plug with 600 Series Barb, 3/8" (9.5 mm) ID Tubing

#### PIP080 (-6005)

Press-In Plug with 500 Series Barb, 1/2" (12.7 mm) ID tubing

#### PIP680 (-6005)

Press-In Plug with 600 Series Barb, 1/2" (12.7 mm) ID Tubing

#### PIP090 (-6005)

Press-In Plug with 500 Series Barb, 5/8" (16.0 mm) ID Tubing

#### PIP6100 (-6005)

Press-In Plug with 600 Series Barb, 3/4" (19.0 mm) ID Tubing

#### PIP6110 (-6005)

Press-In Plug with 600 Series Barb, 1" (25.4 mm) ID Tubing



## TUBE-TO-TUBE:

### Ultrasonically Weldable Barb

#### U10 (-1 -2 -7 -9)

Ultrasonically Weldable Fitting to Classic Series Barb, 1/16" (1.6 mm) ID Tubing



#### U20 (-1 -2 -7)

Ultrasonically Weldable Fitting to Classic Series Barb, 3/32" (2.4 mm) ID Tubing



#### U30 (-1 -2 -7)

Ultrasonically Weldable Fitting to Classic Series Barb, 1/8" (3.2 mm) ID Tubing



## TUBE-TO-TUBE PANEL MOUNTS:

### Straight Through and Reducer

#### PMK210 (-1 -6005)

Panel Mount Connector 10-32 UNF to 200 Series Barbs, 1/16" (1.6 mm) ID Tubing



#### PMK220 (-1 -6005)

Panel Mount Connector 10-32 UNF to 200 Series Barbs, 3/32" (2.4 mm) ID Tubing



#### PMS230 (-1 -6005)

Panel Mount Connector 1/4-28 UNF to 200 Series Barbs, 1/8" (3.2 mm) ID Tubing



#### PMK220-210 (-1 -6005)

Panel Mount Reduction Connector 10-32 UNF to 200 Series Barbs, 3/32" (2.4 mm) and 1/16" (1.6 mm) ID Tubing



#### PMS230-210 (-1 -6005 -J1A)

Panel Mount Reduction Connector 1/4-28 UNF to 200 Series Barbs, 1/8" (3.2 mm) and 1/16" (1.6 mm) ID Tubing



#### PMS230-220 (-1 -6005)

Panel Mount Reduction Connector 1/4-28 UNF to 200 Series Barbs, 1/8" (3.2 mm) and 3/32" (2.4 mm) ID Tubing



## TUBE-TO-TUBE PANEL MOUNT ACCESSORIES:

### Lock Nuts and Color Coding Rings

#### CCR (-1 -2 -3 -4 -5 -06 -07)

Color Coded Ring (For use with PMS, PMK, FTLLB or FTLLB panel mount fittings)



#### CCLR (-1 -2 -3 -4 -5 -06 -07)

Color Coded Lock Ring (For use with PMS, PMK, FTLLB or FTLLB panel mount fittings)



#### PMKN (-XO)

Panel Mount Nut 10-32 UNF with 3/8" Hex (For use with PMK panel mount fittings)



#### PMSN (-XO)

Panel Mount Nut 1/4-28 UNF with 7/16" Hex (For use with PMS, FTLLB, and FTLLB panel mount fittings)



#### LNS (-1 -2 -3 -4 -5 -06 -6005 -07 -81 -J1A)

1/4-28 UNF Panel Mount Lock Nut (For use with PMS, FTLLB or FTLLB panel mount fittings)



## Select the Correct Lock Nut for Your Panel Mount:

| PART       | Dimension A | Use Lock Nut |
|------------|-------------|--------------|
| PMK Series | .193"       | PMKN         |
| PMS Series | .255"       | PMSN or LNS  |

